

# **Life in Fukui GUIDEBOOK**

**Center for Global Leadership  
Education and Research  
International Affairs Division (IAD)  
University of Fukui**

# Life in Fukui GUIDEBOOK

## Index

Academic Calendar (Bunkyo Campus) .....	2
1. About University of Fukui	
Campus Map (Bunkyo Campus) .....	3
On-Campus Help Desk .....	4
2. Residence Status	
Residence Card .....	5
Procedures for Residence Card Renewal, Temporary Leave and Re-entry Notification .....	6
Part-time Job .....	7
3. Insurance	
Japanese Health Care System .....	8
Other Insurance .....	9
4. Daily Life and Safety	
Daily Life .....	10
My number Card .....	10
Delivery Notice .....	11
Procedures for Moving .....	12
Safety and Accident .....	12
When you ride a bicycle .....	13
When you drive a car .....	14
Natural Disaster .....	15
Initial Registration for ANPIC .....	16
Evacuation Place .....	17
Garbage Disposal .....	18

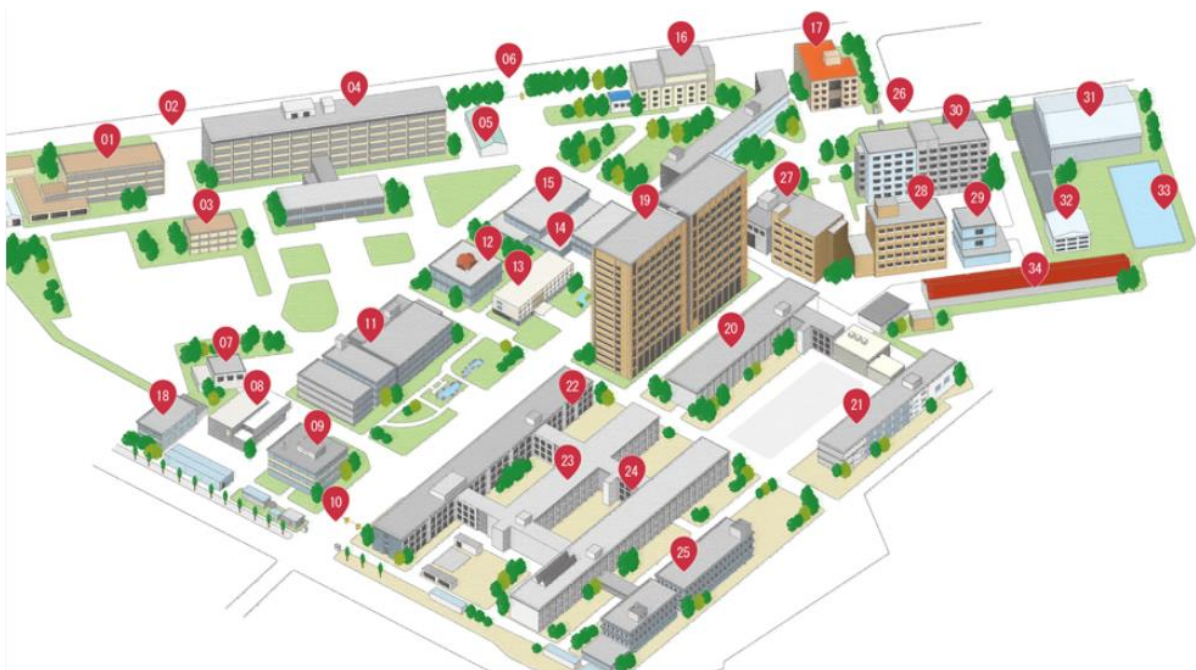
## ■ Academic Calendar 2024 (Bunkyo Campus)

<b>2024 Spring</b> (April 1 – September 30)	Start of Spring Semester	April 1
	Class Start	April 10
	University Festival	May 25, 26
	Exam Week	July 31 – August 6
	Summer Vacation	August 7 – September 30
	End of Spring Semester	September 30
<b>2024 Fall</b> (October 1 – March 31, 2025)	Start of Fall Semester	October 1
	Class Start	October 1
	Winter Break	December 26 – January 3
	Exam Week	January 30 – February 5
	Spring Vacation	February 6 – March 31
	End of Fall Semester	March 31

<b>Class Time</b>	1st Period	08 : 45 ~ 10 : 15
	2nd Period	10 : 30 ~ 12 : 00
	3rd Period	13 : 00 ~ 14 : 30
	4th Period	14 : 45 ~ 16 : 15
	5th Period	16 : 30 ~ 18 : 00
	6th Period	18 : 15 ~ 19 : 45

# 1. About University of Fukui

## ■ Campus Map (Bunkyo Campus)



01. Education and Regional Studies Building No.3	13. UF Student Central 1F International Affairs Division/ Center for Global Leadership Education and Research ★SEIREN GLOBAL HUB 2F Career Support Division, multipurpose room 3F Admission Center, Faculty Room	22. Accounting Division
02. North Gate		23. Engineering Building No.1
03. Integrated Research Center Educational Practice		24. SHOP Comet
04. Education and Regional Studies Building No.1	14. ATM (Yucho Bank)	25. Engineering Building No.4
05. Multi-Purpose Hall	15. Student Service Center 1F Cafeteria Ajisai/SHOP Manten 2F Book Shop Asuwa/ Student Support & Counselling Office, Educational Division, Student Affairs Division	27. Headquarters for Innovative Society-Academia Cooperation Building II/ Headquarters for Regional Revitalization
06. Side Entrance		28. Research Center for Development of Far-Infrared Region (FIRFU)
07. Health Administration Center	16. Lecture Hall	29. Cryogenic Laboratory
08. Academy Hall	17. Extracurricular Activities Building	30. Engineering Building No.3
09. Main Office・ Campus bus stop	18. Makishima House	31. Gymnasium I
10. Main Gate・Guard Station	19. Science Tower I	32. Gymnasium II / 33. Swimming Pool
11. University Library/ 2F LDC	20. Engineering Building No.2	34. Center for Innovative Research and Creative Leading Education
12. Center for Information Initiative (CII)	21. Laboratory Building	

## ■ On-Campus Help Desk

The numbers next to each help desk correspond to the numbers in the Campus Map (p. 7) ▼

In Case You...		Help Desk	
		Regular Students	Exchange students, Research students, Credit students
General	want to consult with the professor in charge of international student matters.	Torao Office 13	
	don't know which help desk to go to when having a trouble.	International Affairs Division 13	
Visa	want to know about Residence Card	International Affairs Division 13	
	want to extend my stay period.		
	want to do a part-time job.		
Class	want to know about Japanese language class	Center for Global Leadership Education and Research 13	
	want to know about course registration.	Educational Division 15	Educational Division 15 International Affairs Division 13 (Program A)
	want to know where my class room is or about class information.		Educational Division 15
	can not take exams		
	want to know if class is canceled.	Bulletin Board ★ Student Portal, HP	
	want to use the library	Library 11	
Report information	want to visit my home country temporarily.	International Affairs Division 13	
	changed my address, phone number, or email.	International Affairs Division 13 & Educational Division 15	
	want to reissue my student card.	Educational Division 15	
Student Certificate	want a certificate of enrollment or transcript.	Certificate Vending Machine 15	International Affairs Division 13
	want a certificate of health		Health Administrative Center 7
Life	want to know about the dormitory.	Student Affairs Division 15	
	want to know about a guarantor for a rental contract	International Affairs Division 13	
	want to subscribe or renew comprehensive renters' insurance.		
Tuition, Scholarship	want to pay my tuition.	Accounting Division 22	
	want to apply for tuition exemption.	Student Affairs Division 15	
	want to apply for a scholarship.	International Affairs Division 13	
Physical and Mental Health	worry about my academic and personal matters	Student Support and Counseling Office 15	
	want to ask about my health, sickness, and injury.	Health Administrative Center 7 [Health Consultation by Appointment, See the ★table below]	
	want to know about a health check-up? (Health check-up is held in every November for international students)		
Extra-curricular Activity	want to use university equipment/facility.	Student Affairs Division 15	
	want to know about circle activities		
	want to know/attend international events.	Torao Office & International Affairs Division 13	
Other	want to get information about getting job in Japan	Torao Office & Office for Career Support 13	
	want to apply for university email account.	Center for Information Initiative 12	
	want to apply for Wi-Fi on campus		
	want to know about academic insurance.	Student Affairs Division 15	
	lost my belongings on campus.		

## ■ Health Consultation and Counseling

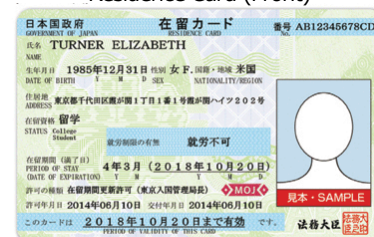
Content	Open Day	Open Hour	How to make an appointment
Physician	Monday - Friday	9 : 00~17 : 00	Health Administrative Center 7 <Office> TEL: 0776-27-8513 Ex: 2261 (Bunkyo) * Please make an appointment to consult with a doctor. * Appointments for counseling may be made by phone or letter.
Psychiatrist	Monday - Friday	9 : 00~17 : 00	
Gynecologist	4 <sup>th</sup> Thursday	15 : 00~17 : 00	
Clinical psychologist	Monday - Friday	9 : 00~17 : 00	
Clinical psychologist	Monday - Friday	9 : 00~17 : 00	Student Support and Counseling Office 15 Bunkyo TEL: 0776-27-9986/9987 Email: <a href="mailto:g-soudan@ad.u-fukui.ac.jp">g-soudan@ad.u-fukui.ac.jp</a> Matsuoka TEL: 0776-61-8802 Email: <a href="mailto:mg-soudan@ad.u-fukui.ac.jp">mg-soudan@ad.u-fukui.ac.jp</a> Tsuruga TEL: 0776-25-0078 Email: <a href="mailto:maezaki@u-fukui.ac.jp">maezaki@u-fukui.ac.jp</a>

## 2. Residence Status

### ■ Residence Card

A Residence Card is issued for people from overseas who will stay in Japan for more than 3 months. Its contents vary between people based on their visa status and period of stay. You must carry your Residence Card at all time. When police officer asks you to show your residence card and if you fail to present it, police officer may not let you go until he/she confirms your status.

Residence Card (Front)



#### ◆ Status

- Please check the status shown on your Residence Card. It should be “Student”. If your status is shown as “Dependent” or “Researcher”, you need to change your status. In case your status is other than student, please come to IAD immediately and apply for reissuance.
- In order to maintain your status of residence, you must take at least 10 hours of course of study (about 7 classes) per week. Without any legitimate reasons for not earning enough credits or withdrawing from classes, your extension of residence card may not be approved. If you have any difficulties catching up with classes, please consult with your supervisor, staff of the Educational Division and the International Affairs Division, or any instructors of the International Center.
- If you decide to work as an intern or look for a job after graduating from UF, you need to change your status of residence. Once you figure out your plan after graduation, please come to IAD to obtain the application form.

#### ◆ Period of Stay

- Please check the period of stay shown on your Residence Card and keep it in your mind. Staying in Japan beyond the shown date is illegal. If you need to extend your period of stay, you need to apply for extension at least 1 month prior to the expiration date. Please come to IAD to obtain the application form. (You may file the application 3 months before the expiration.)
- If you wish to extend the period of stay on your residence card for reasons, such as extended duration of your current program, advancing your education, and starting a job after graduation, you’ll need to file the application for extension of the period.

## ■ Procedures for Residence Card Renewal

### ◆ How to apply for extension of period of stay

You will need to submit the following documents to the immigration office. Please come to IAD to obtain the necessary documents.

- 1) Application for Extension of Period of Stay (By Applicant as well as By Organization)
- 2) Certificate of Enrollment
- 3) Academic Transcript (or Plan for Research Instruction if you are a research student)
- 4) Passport
- 5) Residence Card
- 6) 4,000 yen revenue stamp (you can buy it at a post office)
- 7) Proof of financial support (one of the followings)
  - Bank book (to check the balance)
  - Certificate of Financial Support (need to be filled out, signed by your supporter e.g. your parents, etc.)
  - Certificate of Scholarship Student

\* Once your Residence Card is renewed, please bring the new card to the International Affairs Division. You also need to go to the Fukui Bank to show your new card.

### ◆ Bringing family to Japan

If you want to bring your family members to Japan to live with you, they must obtain a visa with the "Dependent" status. You must apply for this visa at the immigration bureau on behalf of your family. Please come to IAD for consultation.

If your family members want to visit you temporarily, they must apply for the short visit visa at the Embassy of Japan by themselves.

**It normally takes about 1 week for the International Affairs Division to prepare the official documents. So make sure to visit our office in advance.**

### <In Case you lost your Residence Card>

You'll need to apply for reissuance immediately. For this, you'll have to report the loss to the police station within 2 weeks after the loss. Please come to IAD to obtain the necessary documents. You can also find more detailed information at Ministry of Justice website.

\* Once your Residence Card is reissued, please bring the new card to the International Affairs Division.

## ■ Temporary Leave and Re-entry Notification

If you leave Japan temporarily to visit your home country or other foreign countries, you must submit "Temporary Leave and Re-entry Notification" to IAD (This form is available at the office), and "Temporary Leave Notification for Traveling Abroad" via Google Form in advance. Please make sure that your period of stay on your Residence Card and visa does not expire while you are outside of Japan. If it expires, you will need to apply for a new visa to come back.

"Temporary Leave Notification for Traveling Abroad" form:

<https://forms.gle/RYmPhj3XHkMEv9nM6>



## ■ Part-time Job

**Your visa status (Student) only allows you to do study-related activities in Japan.** Therefore, if you have an inevitable reason to work as a part timer, **you will have to apply for “Permission to Engage in Activity Other Than That Permitted under the Status of Residence Previously Granted (hereafter Permission)” from the Immigration Bureau.**

If you work without the Permission, you will be fined. After getting the permit, you will have this stamp on the back of your Residence Card.



Residence Card (Back)

### ◆ Application for the Permission

- Please submit the following documents to the International Affairs Division **at least 1 week before** you start your part-time job.

- 1) Application Form (Available at the International Affairs Division)
- 2) Survey Form (Available at the International Affairs Division)
- 3) Passport
- 4) Residence Card

- Once you have all the documents, please go to the immigration bureau to apply for permission.

**If you entered Japan from the international airports such as NRT, KIX, or NGO, you may have the Permission upon entry. However, you will have to ask for Permission from the University of Fukui. You will also need approval from your supervisor.**

### ◆ Work-Related Laws for International Students

- There is a working time limit as follows:

Less than 28 hours per week (within 8 hours per day during school holidays)

- Anything involving adult and sexual entertainment business is prohibited.
- The amount of fine if international students work without Permission: 2 million JPY
- The amount of fine if the employer hires an international student without Permission: 3 million JPY



### ◆ Work-Related Rules by University of Fukui

- If you decided to have a part-time job, you must submit the **“Survey Form” to IAD in advance.** This form needs your supervisor’s Hanko.
- You will need a Permission to work as a Student Assistant (SA) or a tutor at UF.
- You do NOT need a Permission to work as a Teaching Assistant (TA) or Research Assistant (RA).
- You may be supervised to limit the hours of working and/or change the workplace if you don’t meet the academic requirements.

## Nagoya Regional Immigration Bureau, Fukui Branch

【Mailing Address】 Haruyama Building 14F, 1-1-54 Haruyama, Fukui-shi, Fukui 910-0019

【Phone Number】 0776-28-2101

【Office Hours】 **Monday – Friday 9:00 – 12:00, 13:00 - 16:00**

**Closed on weekends and public holidays.**

## 3. Insurance

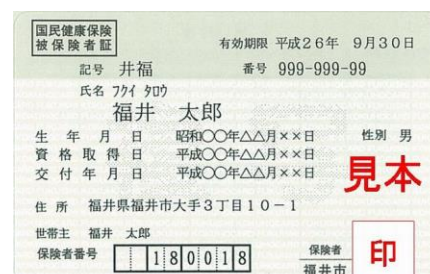
### ■ Japanese Health Care System

#### ◆ National Health Insurance ★Mandatory

- All residents of Japan must register for the National Health Insurance.

The insurance will cover 30 % of your medical fee that you pay at the hospitals. The premium varies according to your income and where you live, but it is about 18,000 yen for students who have no income. The insurance does not cover the orthodontic treatment, health check-up and cosmetic plastic surgery, etc.

National health Insurance Card

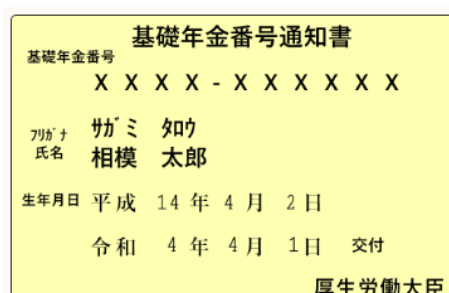


• In case you are charged excessive amount of medical fee such as hospitalization, you may be eligible to apply for the reimbursement. If the amount exceeds more than about 35,400 JPY, you may be applicable. When you receive a bill from the hospital, please come IAD before you make a payment.

#### ◆ National Pension ★Mandatory

All residents of Japan must register for the National Pension. However, while you are a student, you will be exempted from the payment. You need to apply for the waiver. Please note that you will need to update in every April. You will soon receive the Pension Book, please keep it safe. Once you receive your “Basic Pension Number Notification”, please keep it safely.

Basic Pension Number Notification



## ■ Other Insurance

### ◆ Gakkensai (Personal Accident Insurance for Students Pursuing Education and Research)

#### ★Mandatory for all international students

Gakkensai applies to the accidents, such as physical injury, occurring during educational and research activities, during the commute to school or while in transit between school facilities. All int'l students must purchase this insurance. The premium is 800 yen per year.

### ◆ Gakkenbai (Liability Insurance coupled with Gakkensai)

Those who purchase "Gakkensai" are eligible to purchase Gakkenbai. It applies to the accidents involving third parties or their property. The premium is 340 yen per year.

### ◆ Inbound insurance (Comprehensive Insurance for Student Lives Coupled with "GAKKENSAT")

#### ★Mandatory for the dormitory residents

Those who purchase "Gakkensai" are eligible for this insurance. It covers liability, injury, illness, rescuer expenses, death and residual disability. For further details, please see the pamphlet. All the students who live in the university dormitory must purchase this insurance.

**\*Please make sure to purchase either Gakkenbai or Inbound insurance.**

\*Actual premium for each insurance depends on your enrollment period. Please refer to the insurance premiums table before purchasing.

### ◆ Ryuhosyo (Comprehensive Renters' Insurance for international students)

#### \*ONLY for those who live in a private apartment

It is comprised of Overseas Travel Insurance and Guarantors' Protection Fund. All international students who live in a private apartment are required to have a contact guarantor when signing a contract, and if you request UF to be your guarantor, you must purchase this insurance. The premium is 4,000 yen per year. For more information, please refer to the brochure.

## 4. Daily Life and Safety




### ■ Daily Life

There are many differences in daily life in Japan compared to the life in your home country. The common sense and laws may be quite different and you may encounter some difficulties adjusting yourself to new environment. We encourage you to understand the Japanese culture and common sense while you study here. If you have any questions or concerns, please do not hesitate to ask us.

### ■ My Number Card

After you register your address at the City Hall, they will issue you a 12-digit number. An “Individual Number Notice” will be sent to your registered address by postal mail in a few weeks after completing resident registration. This is a notice delivered to each resident to inform them of their Individual Number (My Number). You need to receive your “Individual Number Notice” directly from the delivery person. This cannot be used as proof of your Individual Number or as identification. “Application for issuance of the Individual Number Card” is enclosed with the Individual Number Notice. An Individual Number Card is a card with an ID photograph in which the Individual Number is described. This card can be used as an identification card for identity verification as well as to receive a wide range of services including municipality service. This is issued only to those who apply for it. The first issuance is free of charge. You must receive “My Number Card” at the City Hall.

Please keep your card safe. If you lost your card, you must report to the police office and the City Hall immediately. Also, please remember that sharing your number with someone or getting someone’s number is prohibited.

Individual Number Notice Sample	My Number Card Sample
<p style="text-align: center;">Individual Number Notice sample</p> 	<p style="text-align: center;">Image of the card</p> <div style="display: flex; flex-direction: column; align-items: center;">  <p style="color: green; font-weight: bold;">Front side</p>  <p style="color: green; font-weight: bold;">Back side</p> </div>

## ■ Delivery Notice

The confidential documents such as your cash card from Fukui Bank must be received in person from the delivery person. In case you are not at home, you will receive a notice letter called “Delivery Notice (Gofuzai Renrakuhyo)” in your mail box. Make a call following the instruction of the notice and arrange the re-delivery. Not only the Post Office, but other delivery companies also issue the Delivery Notice, which look like the following photos.

Example 1: Delivery Notice from Post Office

Example 2: Delivery Notice from YAMATO Transport

When you receive a “Delivery Notice”, you need to arrange the re-delivery as soon as possible, or go to the post office indicated on the “Delivery Notice” to pick up your item.

\* After the storage period, it will not be redelivered.

To arrange re-delivery:

**Makishima House** ⇒ Student Affairs Division will receive your mail, no need to arrange redelivery.

**Overseas Student House** ⇒ Please schedule re-deliver time that you will be at your room surely.

**UF Student Dormitory** ⇒ On the weekdays from 8:30AM to 3:30PM, a dormitory manager will be at the dormitory office. However, he may not be there when post officer comes, so please schedule the delivery time between 12:00 to 2:00PM. Please also let him know that you are arranging re-delivery.

**Apartment** ⇒ Please schedule re-deliver time that you will be at home surely.

\*When shopping on the Internet, if you choose “Convenience Store Pickup”, you can pick up your package at a convenience store, so there is no need to arrange an “Delivery Notice” procedure.

## ■ Procedures for Moving

When you move from your current place to another location, you will have to inform a new address to the International Affairs Division as well as the Educational Division, and complete the change of address procedure at the city hall.

<example 1> When moving from one place in Fukui City to another in Fukui City

- ① Please submit “Notice of change of address” to Fukui City Hall.

<example 2> When moving from within Fukui City to outside of Fukui City

- ① Please submit “Notice of moving out” to Fukui City Hall.
- ② Receive “Moving out certificate” issued by Fukui City Hall.
- ③ Take the “Moving out certificate” to the city hall or ward office of the new address and submit it together with the “Notice of moving in”.

\*If you need a Resident Certificate, you can go to the citizen services division of the city hall where you registered your address and apply for it. (1 copy 300 yen)

\*If you submit a “Notice of Change of Address” at the post office, mail and other items addressed to your old address will be forwarded to your new address free of charge. (within Japan)

[https://www.post.japanpost.jp/service/tenkyo/index\\_en.html](https://www.post.japanpost.jp/service/tenkyo/index_en.html)


## ■ Safety and Accident

Currently the university has been reported by several international students that they were involved with traffic and other accidents. When you go out, or drive a bicycle or a car, please take care of yourself not to be involved with accidents.

**If you are involved with any accident as a sufferer or a wrongdoer, call the police (TEL: 110).**

When you make a phone call, tell your name, address, and phone number. If anyone is injured, make sure you call an ambulance (TEL: 119). After that, make sure to notify the International Affairs Division as well.

If you do not report the police, you may not be able to get any benefit from the insurance.



## ■ When you ride a bicycle

Bicycles are categorized as mini-vehicles, so you should follow the several rules when you ride a bicycle. If you violate the rules you will receive penalties. Even you ride a bicycle you should be very careful as well as when you drive a car. Please follow the rules below:

1. As a general rule, you should share the roadway with cars and keep to the left. However, you may ride bicycle on the sidewalk in the following exceptional cases:
  - If traffic signs indicate that bicycles may be driven.
  - If it's difficult to drive on the roadway due to obstacles (e.g. parked cars).
2. When you are on sidewalks, you must slow down. In this situation, pedestrians should be prioritized.
3. Drunk-riding is prohibited. Offenders could face up to 5 years or less in jail or fine one million yen or less.
4. Double-riding is prohibited. (Riding with two children under 6 year old is exceptionally allowed)
5. Riding side by side is prohibited.
6. Keep bicycle light on when it's dark.

There are few more things to be followed:

- You must not use umbrellas or cellphones when riding.
- You must not put earphones on when riding.
- You should come to full stop or slow down at intersections where visibility is poor, or narrow roads meet wide streets.



警察庁：自転車は車のなかま  
～自転車はルールを守って安全運転～

It will not work excusing that “I did not know” when you are caught in a police officer in violation of the traffic rules. More than anything, you will bear a huge responsibility once you have an accident ended by injury to the other person. Please ride a bicycle with the solid understanding of the traffic rules in Japan.

### Fukui Prefectural Bicycle Ordinance

The Fukui Prefecture Bicycle Ordinance was enacted on July 1, 2022! It is for the safe and proper use of bicycles. It imposes you the obligation to purchase bicycle insurance, to wear helmets, and make efforts to inspect and maintain bicycles on a regular basis.

**\*If you have inbound insurance, you are not required to purchase bicycle insurance.**

**福井県自転車条例が制定されました!**

**自転車保険等の加入**

※ 自転車損害賠償責任保険等に加入する場合は、**9,521円/年** (税込) の保険料がかかります。

※ 自転車損害賠償責任保険等に加入しない場合は、**12.6%** の保険料がかかります。

※ ヘルメットの着用

※ ヘルメットの着用率は、**68%** (前年比23%増)

※ 自転車の定期的な点検整備

※ 点検整備の費用は、**2,100円/年** (税込) がかかります。

※ 点検整備の費用は、**2,100円/年** (税込) がかかります。

**自転車損害賠償責任保険等に加入しているかをチェック!**

※ 自転車損害賠償責任保険等に加入している場合は、**9,521円/年** (税込) の保険料がかかります。

※ 自転車損害賠償責任保険等に加入しない場合は、**12.6%** の保険料がかかります。

※ ヘルメットの着用

※ ヘルメットの着用率は、**68%** (前年比23%増)

※ 自転車の定期的な点検整備

※ 点検整備の費用は、**2,100円/年** (税込) がかかります。

※ 点検整備の費用は、**2,100円/年** (税込) がかかります。

## ■ When you drive a car

Please drive a car in Japan on the full understanding of the Japanese traffic rules.

### ◆ Acquisition of a Japanese driver's license

Your driver's license may not be valid in Japan, so you need to acquire Japanese driver's license. Even when you acquired the International Driver's License in your home country, be sure to confirm whether it is valid in Japan.

If police officers find you driving with a foreign driver's license, strict penalties (¥300,000 or less of the fine) will be imposed or you will receive a disciplinary action from the University of Fukui. Please acquire the Japanese driver's license as soon as possible.

### ◆ Parking lot

If you own a car, you must ensure to rent a parking lot. It is illegal to keep parking all the way without securing the parking lot.

### ◆ Vehicle inspection

In Japan a vehicle cannot be operated unless the car or the motorcycle receives a grant of "motor vehicle inspection certificate", normally called "shaken". You are required to undergo this inspection regularly. **Be sure to receive a vehicle inspection before the expiration date, which is described in the "vehicle inspection certificate" of your current automobile.** You can receive the inspection from one month before it expires. Vehicle inspection can be received by designed automobile dealers and maintenance shop.

### ◆ Insurance

In Japan, if you caused a car accident, all damages are self-responsibility. **Be sure to subscribe both Compulsory Automobile Liability and optional insurance.** The compulsory automobile liability can't cover all damages. Thus, it is required to subscribe the optional insurance too.

#### <Car insurances>

Compulsory Automobile Liability	Those who have a car or motorbike must subscribe it. You get the part of treatment costs of the victim and compensation of death.
Optional insurance	You get the damages of your own medical expenses and car or motorcycle. Note: Compulsory for all vehicle and motorbike owners.

- ※ When parking your bicycle on campus, student house, dormitory, apartment, local stores, train station, etc..., please be sure to lock your bicycle and use the designated bicycle parking area. Please note that bicycles left unattended or abandoned are often stolen.
- ※ Riding motorcycle while entering the campus is prohibited. Please be sure to get off your motorcycle at the main gate, push it, and park it at a near bicycle parking lot.

## ■ Natural Disaster

In Japan, natural disasters such as earthquakes, typhoons, heavy rain, and heavy snow can occur. In particular, Japan is a country where earthquakes occur frequently.

### ◆ Earthquakes

The intensity of earthquake shaking ranges from “seismic intensity 0” to “seismic intensity 7”. You may feel tremors from “seismic intensity 2-3”, and you will feel shaking at “seismic intensity 4”. Since you never know when or where an earthquake will happen, it is very important to be prepared on a daily basis.

#### <How to protect yourself>

1. Move under the table to protect yourself from falling objects
2. Wear shoes even indoors
3. Move away from window side to avoid injury from broken windows
4. Take necessary supplies and go to evacuation place near by



### ◆ Typhoon and heavy rain

Typhoons tend to approach and land many times from July through October. Typhoon storm and heavy rain can cause disasters by wind, water and landslides. Heavy rain can also occur in areas far from typhoons.

#### <How to protect yourself>

1. Stay inside
2. Lock windows and keep curtains closed in case of broke windows.
3. Pay attention to weather broadcast
4. When the evacuation advisory is issued, follow the evacuation instructions and move to the nearest evacuation place as soon as possible



### ◆ Heavy snow

It snows in winter in Fukui. Heavy snow (more than 1 meter of snow) can occur, especially around January and February. Also, please note that snowstorms can cause a condition known as “whiteout”, in which visibility turns completely white and you cannot see anything at all.

#### <How to protect yourself>

1. Stay inside
2. Do not walk near buildings as snow might fall from roofs
3. Walk carefully with small strides as roads are icy and slippery
4. Wear a cap, gloves, etc. to prevent injury in the event of a fall



## ■ Initial Registration for the Safety Confirmation System (ANPIC)

Our University has introduced a safety confirmation system (ANPIC) for emergency communication in the event of a disaster. Please make sure to complete this registration.



<Initial registration procedure>

\*When you initially register, you will receive an e-mail to your university g-mail address (account ID@g.u-fukui.ac.jp).

1. Access the ANPIC initial registration site.

<https://anpic13.jecc.jp/u-fukui/regist>

ANPIC initial registration site



2. Enter your student ID number (8-digit alphanumeric character) as your login ID, and click "Next".
3. Confirm the e-mail (subject: [University of Fukui] ANPIC Initial Registration) sent to your university g-mail address, and click on the URL for user registration.
4. Set a password (6 to 15 characters, with symbols that cannot be used) for yourself, and register an e-mail address that you usually use in the "E-mail address 2" field.  
\*Please keep your registered password in a safe place.
5. Next, check the e-mail (subject: [University of Fukui] ANPIC Registration) sent to your university g-mail address, and click on the registration URL.
6. When the registration completion screen appears, your initial registration is complete.  
→ Click on "go to login screen".
7. When the login screen appears, your registration is complete.  
\*Please register your bookmarks or favorites.

Please refer to the University's website for more information.

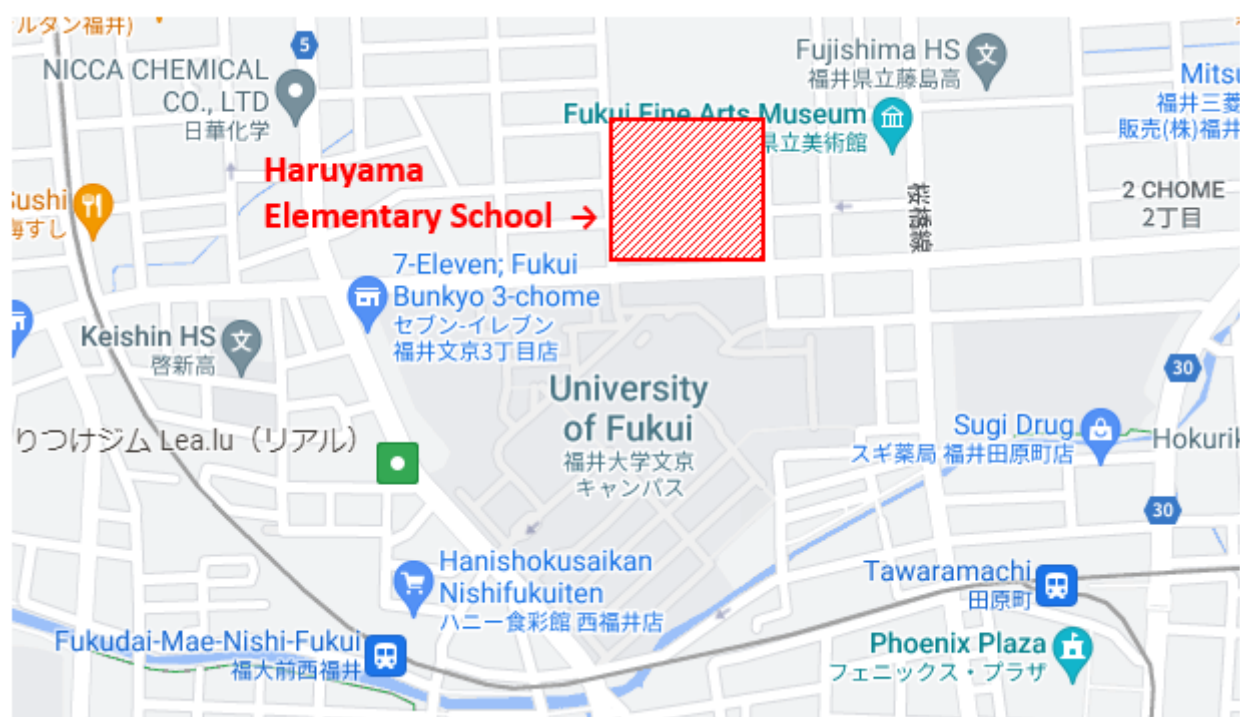
University website: <https://www.u-fukui.ac.jp/anpic/>

\*If you have any questions about initial registration, please contact the Student Affairs Division.

## ■ Evacuation Place

Designated evacuation places near the University of Fukui are listed below, but the first designated evacuation place to be opened is “Haruyama Elementary School”.

Type	Facility name	Address	Earthquake	Flood	Landslide	Tsunami
Designated evacuation place	Haruyama Kouminkan	3-11-12 Bunkyo	○	-	-	-
	<b>Haruyama Elementary School</b>	<b>3-13-1 Bunkyo</b>	<b>◎</b>	<b>◎</b>	-	-
	Meido Junior High School	2-5-1 Bunkyo	○	○	-	-
	Fujishima High School	2-8-30 Bunkyo	○	○	-	-
	University of Fukui	3-9-1 Bunkyo	○	○	-	-
	Makishima Nursery School	3-26-23 Bunkyo	○	-	-	-
	Phoenix Plaza	1-13-6 Tawara	○	○	-	-
	Keishin High school	4-15-1 Bunkyo	○	-	-	-



## ■ Garbage Disposal

In Japan, each municipality and apartment building has its own rules on how to dispose of garbage. There are certain rules regarding the designation of garbage bags, how to separate garbage, and the days on which garbage should be taken out. Failure to follow the rules will cause inconvenience to others, so please be sure to follow them properly.

Burnable Garbage もやせるごみ		Non-burnable Garbage もやせないごみ	
<b>台所ごみ</b> ●生ごみ ●残飯 ●貝がら ●食用油  ※食用油は紙や布に染みてませるか新聞紙で包んでください。 ※生ごみなどは水分をよく切ってください。竹串などは、先端を折るなど危なくないようにしてください。	<b>紙くず</b> ●ティッシュ ●紙おむつ ●紙コップ ●紙タオル ●封筒 など  ※紙おむつは汚物を取り除いてください。	<b>金属類</b> ●金具類 ●鍋 ●やかん ●フライパン など  <b>文房・日用品類</b> ●不透明なチューブ類 ●ボールペン・定規などの文具類 ●ポリバケツ ●ビニールひも ●汚れの落ちないプラスチック容器包装 など 	<b>ガラス類</b> (再生できないガラス類) ●板ガラス ●コップ ●化粧品びん ●蛍光灯・電球 など  ※ガラスの破片など危険なものはお断りなどで包むか、変形させて入れて(キケン)と表示してください。 <b>陶器類</b> ●茶碗 ●皿 ●植木鉢 ●花瓶 など  <b>小型家電</b> ●電気ポット ●ビデオデッキ ●トースター など  ※乾電池は取り除いてください。
<b>衣・布類</b> ●下着 ●シャツ ●トレーナー ●手ぬぐい ●タオル ●タオルケット ●そうきん ●シーツ ●ぬいぐるみ など  ※出す時は40cm角位に切って指定袋に入れてください。	<b>皮革・ゴム類</b> ●くつ ●バッグ ●ゴム手袋 ●ゴム長靴 など  <b>木くず</b> ●棒切れ ●木箱 ●落葉 ●庭木の剪定枝 など  ※木片、棒切れ、剪定枝は、直径3cm以内、長さ30cm以内に切るように切って指定袋に入れてください。		
<b>Plastic Garbage</b>  ●罐・ラベル類 ●カップ・トレイ類 ●ボトル類 ●フタ・キャップその他  いっしょに入れしないでください! (燃やさないごみとして出します) ●汚れのひどいもの(固形物が取れないもの) ●ボトル類で油類が入っていたもの ●不透明なチューブ類 ●発泡スチロール、事業系の廃物の保護材 ●おもちゃ・文房具・ハンガー・CDなど		<b>Recyclable</b> <b>Bottles, Jars</b>  <b>Cans</b>  <b>PET bottles</b>  <b>Spray cans, Lighters</b> 	
<b>Large Sized Garbage</b> <b>燃やせる粗大ごみ</b> <b>木製の家具類</b> ●机 ●椅子 ●戸棚 ●タンス ●たたみ など  ※ガラス・金属類は取り除いてください。 ※原木の薪等は、直径10cm以内、長さ2mまでたてし、収集センターには持ち込めません。 <b>寝具類</b> ●木製ベッド ●カーペット ●じゅうたん ●ふとん・毛布 など 		<b>Household Appliances Recycle</b>  <b>燃やせない粗大ごみ</b> <b>大型家電類</b> ●ガス釜 ●電子レンジ ●ステレオ ●電気カーペット など  <b>スポーツ用具・子供遊具等</b> ●スキー板 ●スノーボード ●ゴルフクラブ ●ペビーカー など  <b>大型プラ製品</b> ●収納ケース ●書類ボックス ●衣袋ケース など  <b>その他</b> ●自転車 ●ストーブ ●スプリング入りマットレス ●ソファ (スプリング入) ●スクエアパイプベッド など  ※ファンヒーター、石油ストーブは灯油を抜いて出して下さい。(乾電池も取る)	

\*For household appliances recycle, please ask a licensed collection and transportation company.

\*Large sized garbage should be brought to the following facilities or call the collection resources center at 0776-35-0052 to request collection.

- 1) Fukui city clean center (50-41 Ryomachi) tel:0776-53-8999  
2) Collection resources center (2-1 Minamiemori-cho) tel:0776-35-0052

If it is difficult to arrange by yourself, please consult with Student Affairs Division.